

USER GUIDE







GENERAL PRESENTATION

The Cosmo Moto helmet accessory manufactured by Cosmo Connected™ is a portable helmet brake/position light connected to a mobile app. The device brings together visual safety, fall detection, alarms, transmission of GPS coordinates to an emergency service, and an SMS/email alarm to family members in the event of an accident. Please note: The mobile app and/or a subscription contract will be required to take advantage of all the services.

MINIMUM REQUIRED CONFIGURATION

Cosmo Moto will fit most helmets available on the market. To enjoy all the Cosmo Connected™ services, you will absolutely need to have a new-generation smartphone with the following configuration:

Smartphone Type	Version	Plan Type	Geolocation	Bluetooth Connection Type
	Version 10.0 or higher	GSM SIM card (voice + data)	Integrated GPS system	
	Version 5.0 or higher	GSM SIM card (voice + data)	Integrated GPS system	

Copyright Cosmo Connected TM 2017

IN THE BOX

- 1 Cosmo Moto
- 1 magnetic base for helmet
- 1 micro-USB cable
- 1 disposable wipe
- 1 user guide
- 1 warranty booklet

PRIMARY FUNCTIONALITY

Fall detection

In the event of a fall, your Cosmo Moto goes to the «warning» mode (blinking lights) and sends an alarm to your smartphone.

Brake Light

Cosmo Moto signals to drivers behind the motorbike that a motorcyclist is decelerating. In addition, its eye-level position offers motorists better visibility than a brake light located lower on the vehicle.

Rear Position and Emergency Lights

Cosmo Moto also has an always-on mode with an optional blinking mode. These two modes can be activated/deactivated manually from a dedicated mobile app.

Copyright Cosmo Connected TM 2017

INSTALLING COSMO ON YOUR HELMET

To assure a perfect fit between the magnetic base and the helmet, it is strongly recommended that Cosmo and the helmet be kept in a room at 20°C for 72 hours prior to installation.

1. Clean the back part of your helmet with the wet wipe and let dry for 1 minute.
2. Test fit your Cosmo / magnetic base to your helmet without removing the film liner covering the adhesive.
3. Now, remove the protective film from the adhesive on the magnetic base.
4. Position the magnetic base on your helmet and press down hard for 1 to 2 minutes.
Please note that best adhesion of magnetic base to helmet is achieved after 24 hours.
5. Now you can attach your Cosmo to the base.
Do not forget to give it one complete charge before first use.



CHARGING YOUR COSMO

A fully charged Cosmo Moto has a battery life of about eight (8) hours (in position and emergency light modes). For charging, remove the device from your helmet, open the USB port cover, and connect using the cable provided. Charge your Cosmo Moto from a computer, a powered docking station, or a certified charger. Check the battery charge using your Cosmo Connected app.

ACTIVATING AND DEACTIVATING YOUR COSMO MOTO

You can start using your Cosmo Moto once it is charged. To activate, you only need to double tap (tap twice in rapid succession) either end of the housing (causing the light to become progressively brighter over the space of 2 seconds). To deactivate, repeat the same action (light becomes progressively dimmer).

INSTALLING COSMO CONNECTED™ APP

If you do not have the Cosmo Connected™ app already installed on your smartphone, download it for the following platforms:



iOS Devices



Version 10.0 or higher
iPhone 5 or higher

Android Devices



Version 5.0 or higher

CREATING A COSMO CONNECTED™ ACCOUNT

After installation, open the Cosmo Connected™ app and follow the prompts to create an account. If you have a Cosmo Connected™ account already, enter your credentials to connect. You can also register for an account using our website cosmoconnected.com

Copyright Cosmo Connected TM 2017

Both the Cosmo Connected app and the account are free of charge.

The basic service enables you to add 3 emergency contacts that will be notified by SMS and email if an accident is detected by your Cosmo Moto. A subscription to emergency services is not free and is billed on a monthly basis*.

It includes:

- Alarms to emergency services
- Alerts to your family and friends
- Vehicle towing assistance (within a 30-km radius)
- Return home by taxi (within a 30-km radius)

For more information on subscriptions to our «Alert-Emergency-Assistance» service, please visit our site at cosmoconnected.com or contact our customer service by phone at +33 (0)1 83 81 26 74 (local call charges in France).

SENSORS

Cosmo Moto contains a 3-axis accelerometer (to sense speed fluctuations) and a 3-axis angular rate sensor (to measure angular velocities) to detect motion.

* (see rates and conditions on our website at cosmoconnected.com) - Copyright Cosmo Connected TM 2017

WIRELESS TECHNOLOGY

- Cosmo Moto has a built-in Bluetooth 4.0 radio transceiver. (Low Energy).
- Transmission Power: -8.4 dBm / Frequency Band: 2400 – 2483.5.
- Max. EIRP = - 8.4 dBm.

BATTERY

Cosmo Moto is equipped with a 900 mAh battery that is rechargeable using a built-in micro-USB port (5V). A charge requires about 220 minutes (3 hrs 40 min).

The battery has a life of 8 hours of continuous operation.

Safety Measures for Built-In Battery

- Do not attempt to replace your Cosmo Moto's battery. It is built-in and is not replaceable.
- Charge the battery per the instructions provided in this guide.
- Use only the charger supplied with your product to charge the battery.
- Charge your Cosmo Moto from a computer, a powered docking station, or a certified charger.
- Do not attempt to pry the built-in battery open.

Copyright Cosmo Connected TM 2017



WARNING

EXPLOSION HAZARD IF BATTERY IS REPLACED BY BATTERY OF INCORRECT TYPE. THE BATTERY INCLUDED WITH COSMO MOTO SHOULD ONLY BE REPLACED BY COSMO CONNECTED™ OR BY AN AUTHORIZED SERVICE CENTER. IT SHOULD BE SEPARATED FROM HOUSEHOLD WASTE FOR RECYCLING OR DISPOSAL AS PER THE INSTRUCTIONS.

USAGE RECOMMENDATIONS

- Do not attempt to replace the battery, open the casing or disassemble your Cosmo Moto. Any of these actions will render the warranty null and void and may present a safety risk. The substances contained in batteries can be harmful to the environment or cause injury if inappropriately handled or disposed of.
- Do not expose your Cosmo Moto to extreme temperatures (your Cosmo is designed to operate between -20° and +60°C when discharging and between 0° and +45°C when charging)

Copyright Cosmo Connected TM 2017

- Do not use abrasive products to clean your Cosmo Moto product or the corresponding accessories.
- Do not allow your Cosmo Moto to come into contact with fire as this may cause the battery to explode.
- Charge the battery in accordance with the instructions provided in this guide. Use only a computer, a power source or a charger that has been certified by a recognised test laboratory with a charging lead that has been approved by COSMO CONNECTED™*.
- The Cosmo Moto is not designed to be used whilst it is charging.
- Do not charge your Cosmo Moto whilst it is wet

TECHNICAL SPECS

WEIGHT AND DIMENSIONS

Device Type	Length (mm)	Width (mm)	Height (mm)	Weight (grams)
Cosmo Moto	139	43	59	146*
Magnetic Base	70	24	12	17.7
Micro-USB Cable (5V)	278,35	6	-	8

* Including magnetic base

ENVIRONMENTAL CONDITIONS

Operating Temperatures	In discharge mode: between -20° and +60°C/ In charge mode: between 0° and +45°C
Water Resistance	Weatherproof - not waterproof

VOLTAGE/CURRENT

- Rated Values: 5V **==** -900mA.

MATERIALS

- PMMA component for best light diffusion (UV, impact, V1/V2 fire resistant).
- Polycarbonate body (UV, impact, V0 fire resistant).
- Superior-quality stainless fasteners (Japanese Standard SUS316, identical to Inox A4).
- Thermoplastic elastomer seal.
- High-end magnets for best magnetic charge (neodymium magnets).
- Very high-performance two-sided adhesive.

Copyright Cosmo Connected TM 2017

DISPOSAL AND RECYCLING INFORMATION

The symbol on the product or box means that when the product is at the end of its life it should not be thrown away with household waste given that it contains a battery and electronic components. Make sure you deliver your COSMO CONNECTED™ product to a recycling center. Each European Union country operates its own battery and electronic component recycling centers. For more information on locations capable of recycling your COSMO CONNECTED™ product, please contact your municipality waste management service or the store where you purchased your product.

Do not throw your COSMO CONNECTED product away with your household waste.

Packaging and your COSMO CONNECTED™ product disposal must conform to your local regulations. The batteries should not be thrown away with the municipal waste and must be recovered separately.

WARNING

This product is not a toy. Do not let your children or pets play with your Cosmo Moto. The product contains small components that carry a choking hazard.



CROSS-OUT
TRASHCAN

This symbol indicates that a special procedure is to be followed when collecting this waste, and that it should not be disposed of with regular trash.



TRIMAN

This symbol means that this product is recyclable and that it must be segregated.

Copyright Cosmo Connected TM 2017

DECLARATION OF CONFORMITY

This equipment has been tested to make sure it is compliant with the safety certification to basic requirements and other relevant provisions of Directive 2014/53/EU.

2014/53/EU (RED) SIMPLIFIED DECLARATION OF CONFORMITY

COSMOCONNECTED™ hereby declares that this device complies with the basic requirements and other relevant provisions of Directive 2014/53/EU (RED). The full statement of compliance for each product is available on our website, www.cosmoconnected.com

EU (EUROPEAN UNION) STATEMENT OF COMPLIANCE REGARDING EUROPEAN DIRECTIVE 2014/53/EU

COSMO CONNECTED™ is authorized to use the CE logo on its Cosmo Moto Product, Models CM-01-01-001, CM-01-01-002, CM-01-01-003, CM-01-02-001, CM-01-04-004, and CM-01-03-005, which is an indication of its conformity to the basic requirements and other relevant provisions of Directive 2014/53/EU.

WARNING TO USERS IN THE UNITED STATES

Federal Communication Commission Interference Statement 47 CFR Section 15.105(b).

This equipment has been tested and found to comply with the limits for a Class B digital device, pursuant to Part 15 of the FCC Rules. These limits are designed to provide reasonable protection against harmful interference in a residential installation.

Copyright Cosmo Connected TM 2017

This equipment generates uses and can radiate radio frequency energy and, if not installed and used in accordance with the instructions, may cause harmful interference to radio communications. However, there is no guarantee that interference will not occur in a particular installation. If this equipment does cause harmful interference to radio or television reception, which can be determined by turning the equipment off and on, the user is encouraged to try to correct the interference by one of the following measures:

- Reorient or relocate the receiving antenna.
- Increase the separation between the equipment and receiver.
- Connect the equipment into an outlet on a circuit different from that to which the receiver is connected.
- Consult the dealer or an experienced radio/TV technician for help.

This device Cosmo Moto by Cosmo Connected complies with Part 15 of the FCC Rules.

NO UNAUTHORIZED MODIFICATIONS

47 CFR Section 15.21

USER GUIDE COPYRIGHT

This User Guide is protected by the Intellectual Property Statute and by copyright. Any reproduction, modification, production, and/or publication without prior authorization from Cosmo Connected™ is strictly prohibited. For any questions, please contact the Cosmo Connected™ teams at the following address: info@cosmoconnected.com

Copyright Cosmo Connected TM 2017

SERIAL NUMBER

Your Cosmo's serial number can be found on the Cosmo itself. Save it to use for subscriptions and warranties.

Designed in France. Made in China.



HELP

For help in using your Cosmo Moto or any other service of the company COSMO CONNECTED™, please email us at info@cosmoconnected.com, call us on +33 (0)1 83 81 26 74 (local rates apply in France) or visit our website, www.cosmoconnected.com

COSMO CONNECTED

6 rue Duret - 75116 Paris - FRANCE

Copyright Cosmo Connected TM 2017



cosmoconnected.com

info@cosmoconnected.com